

FINANCIALS

INCOME & EXPENDITURE SUMMARY - 2017, 2016 & 2015

TOTAL REVENUE	2017	2016	2015
Sale of goods & services	\$ 18,283,536	\$ 15,493,432	\$ 13,994,517
Grants	\$ 13,136,879	\$ 11,631,964	\$ 12,729,527
Fundraising revenue	\$ 10,665,075	\$ 10,176,060	\$ 10,088,347
Other Income	\$ 2,210,422	\$ 54,440,357 ¹	\$ 763,115
Total Revenue	\$ 44,295,912	\$ 91,741,813	\$ 37,575,506

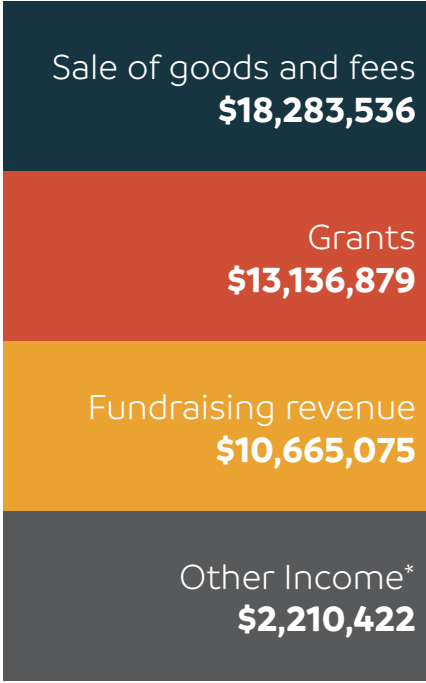
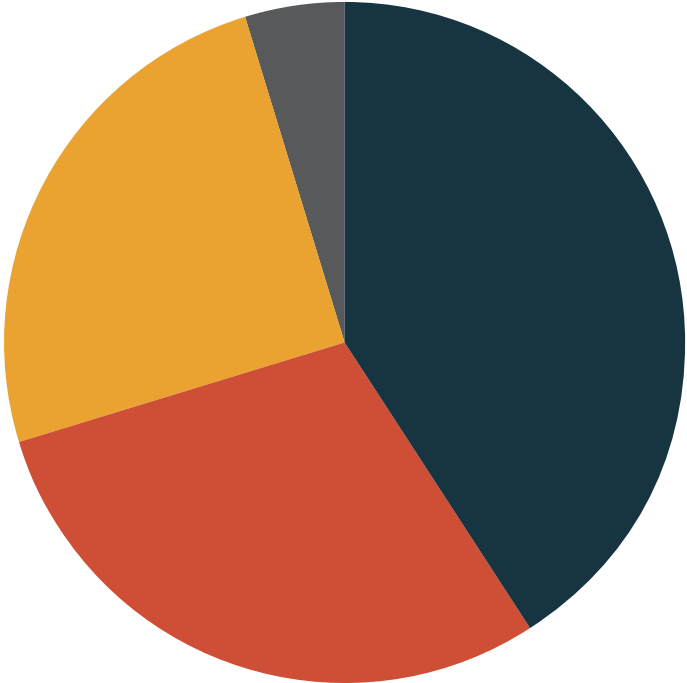
1) Financial year 2016 results include the profit on sale of assets of \$53.1m relating to the sale of Parramatta, Hornsby and Burwood clubs.

TOTAL EXPENDITURE	2017	2016	2015
Club & Blue Light Operational expenses	\$ 33,221,969	\$ 31,479,360	\$ 29,281,649
Fundraising expenses	\$ 3,324,713	\$ 3,317,310	\$ 3,087,523
Administration expense	\$ 7,873,014	\$ 6,942,369	\$ 6,782,664
Total Expenses	\$ 44,419,696	\$ 41,739,039	\$ 39,151,836
Total Net For Profit	\$ (123,784)²	\$ 50,002,774	\$ (1,576,330)

2) Financial year 2017 results include a significant increase in depreciation of \$308k compared to the previous financial year.
Of note, the operating surplus before depreciation and capital grants is \$2k.

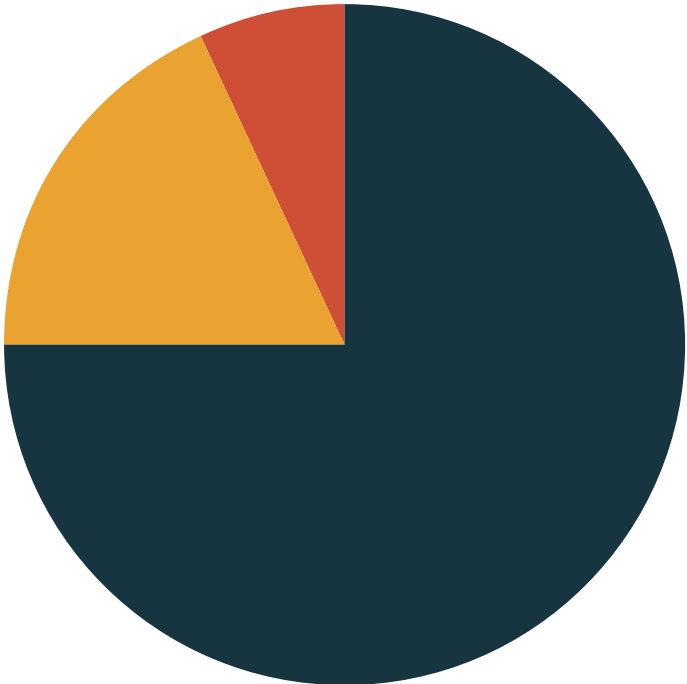
FINANCIALS

TOTAL INCOME 2017



*Other income is the settlement of property sales to reinvest in the development of modern, enhanced PCYC clubs to meet the emerging needs of youth.

TOTAL EXPENDITURE 2017



FINANCIALS

INCOME & EXPENDITURE ANALYSIS - 2017, 2016 & 2015

OPERATING ACTIVITIES	2017	2016	2015
Sale of Goods & Hire	\$ 629,304	\$ 602,315	\$ 530,957
Fees	\$ 17,654,232	\$ 14,891,117	\$ 13,463,560
Total Revenue from Sale of Goods & Fees	\$ 18,283,536	\$ 15,493,432	\$ 13,994,517

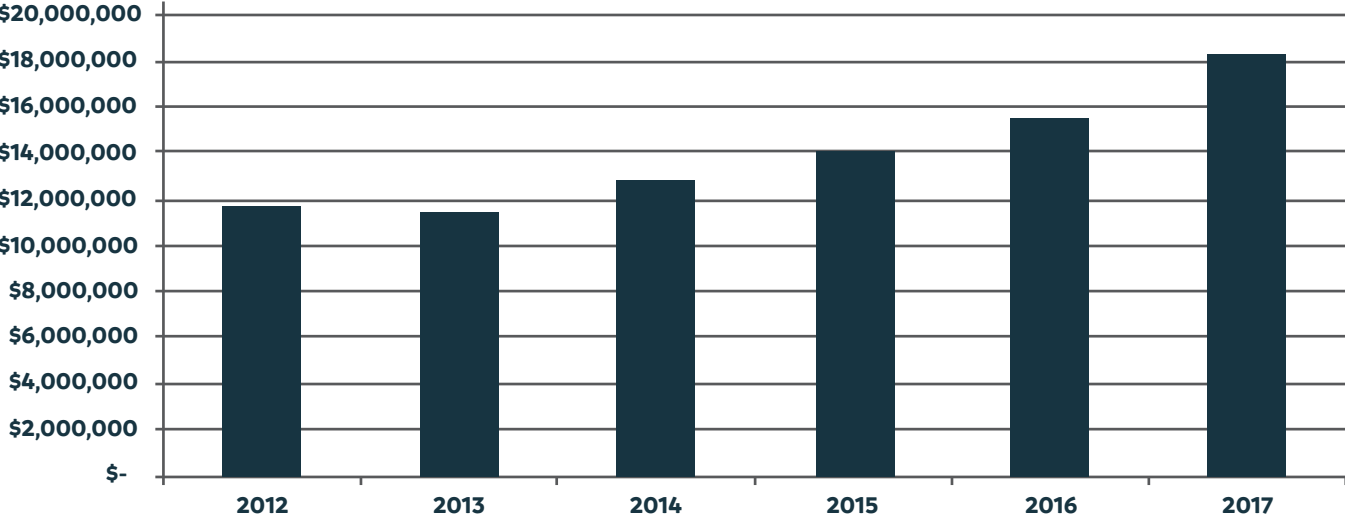
FUNDRAISING	2017	2016	2015
Housie	\$ 16,625	\$ 49,849	\$ 58,848
Donations	\$ 3,942,089	\$ 3,437,713	\$ 3,483,607
Raffle	\$ 5,602,624	\$ 5,820,663	\$ 5,595,688
Other fundraising	\$ 1,103,737	\$ 867,835	\$ 950,204
Total Fundraising Revenue	\$ 10,665,075	\$ 10,176,060	\$ 10,088,347

GRANTS	2017	2016	2015
	\$ 13,136,879	\$ 11,631,964	\$ 12,729,527

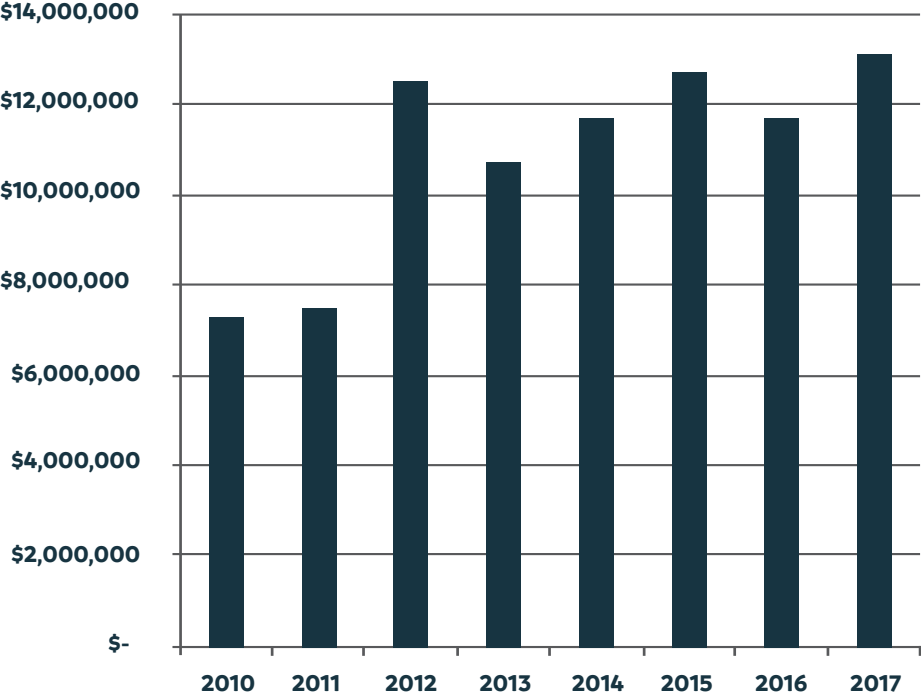
NET FUNDRAISING	2017	2016	2015
Total Fundraising Revenue	\$ 10,665,075	\$ 10,176,060	\$ 10,088,347
Less costs	\$ 3,324,713	\$ 3,317,310	\$ 3,087,523
Net Fundraising Surplus	\$ 7,340,362	\$ 6,858,750	\$ 7,000,824
	69%	67%	69%

FINANCIALS

REVENUE FROM SALE OF GOODS AND FEES



TOTAL GRANT REVENUE







NSW Police Force



A charity empowering young people
through Police and community partnership

INFORMATION AND INQUIRIES

Police Citizens Youth Clubs NSW Ltd | ABN 89 401152 271

1c Mimika Avenue, Whalan NSW 2770

PO Box 595, Mt Druitt NSW 2770

Phone: (02) 9625 9111 | Fax: (02) 9625 9333

Email: stateoffice@pcycnsw.org.au

www.pcycnsw.org.au

